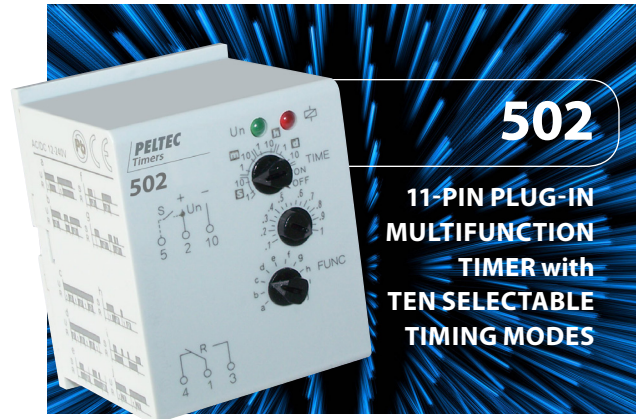


FEATURES

- Plug-in Multifunction timer
- Universal Input voltage 12-240 VAC / VDC
- Relay output form: SPDT – 16 Amps
- Ten selectable timing modes:
 - 4 controlled via input voltage
 - 5 controlled via control switch
 - 1 with memory alternator
- Time range setting from 0.1 second to 10 days
- Output indicator: Multifunction red LED, flashing at certain states
- Plug-in mounting, 11-pin
- CE approvals, RoHS compliant



502

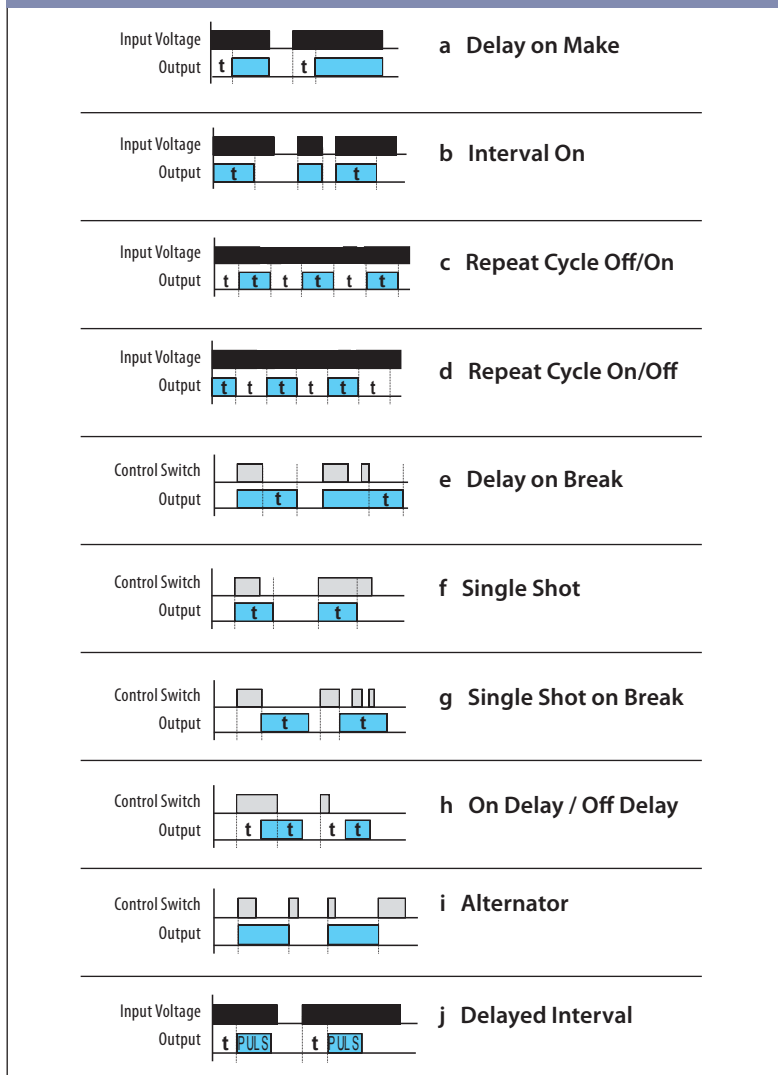
11-PIN PLUG-IN
MULTIFUNCTION
TIMER with
TEN SELECTABLE
TIMING MODES

3/2/16

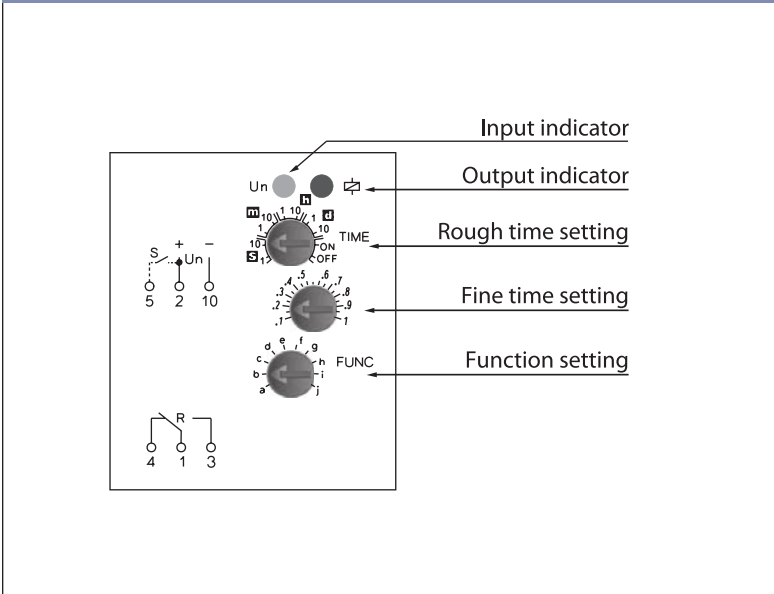
SPECIFICATIONS

- Number of timing modes . . . 10
- Input terminals pins 2 and 10
- Input voltage AC/DC 12–240V (AC 50/60Hz)
- Power consumption AC 0.7 to 3VA
DC 0.5 to 1.7W
- Input voltage tolerance . . . -15% to +10%
- Input indicator Green LED
- Time ranges 0.1 second–10 days
- Time settings by Rotary switch and potentiometer
- Setting accuracy 5%
- Repeatability 0.2%
- Relay output form SPDT / 1x changeover
- Rated current 16Amps
- Temperature coefficient . . . ≤0.01% per °C
- Switching capacity 4000 VA/ AC, 384 W/ DC
- Inrush current 30A / < 3s
- Switching voltage (max) . . . 250VAC / 24VDC
- Switching capacity DC (min) 500mW
- Output indicator Multifunction red LED
- Mechanical life 30 million operations
- Electrical life (resistive) . . . 70,000 operations
- Control power input AC 0.025–0.2VA / DC 0.1–0.7W (UNI)
- Control terminals 2–5
- Reset time (max) 150ms
- Operating temperature . . . -20°C to +55°C / -4°F to 131°F
- Storage temperature -30°C to +70°C / -2°F to 158°F
- Impulse length 25ms (min) / (max) unlimited
- Dielectric strength 2.5 kV
- Mounting DIN rail EN 60715
via recommended socket ES-11
- Protection degree IP 40 from front panel
- Dimensions 50 x 38 x 53mm / 2 x 1.5 x 2.1"
- Weight 57g / 2.01oz
- Standards EN 61812-1, EN 61010-1

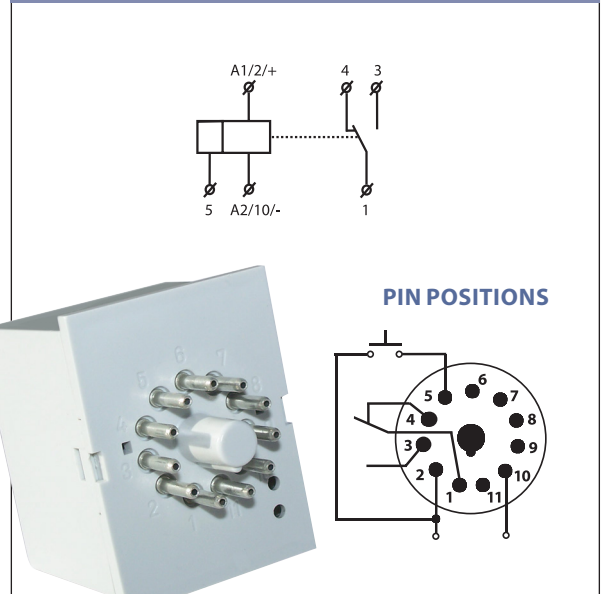
TIMING MODES



FEATURES

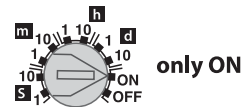
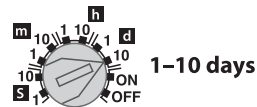
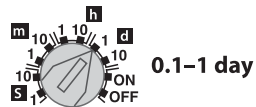
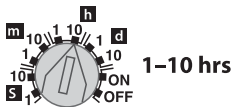
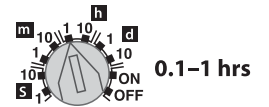
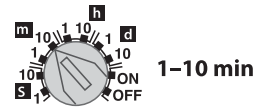
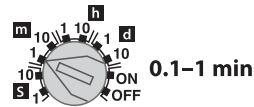
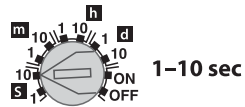
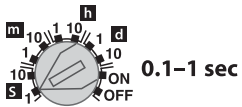


WIRING DIAGRAM



3/2/16

TIME RANGE SETTINGS



DIN RAIL SOCKET ES-11

